

# ISDE Number Plates



**FIM:**  
ALWAYS ON CENTER LEFT OF THE NUMBER  
1x on the Front Plate  
1x on each Side Plate  
Height: 30mm  
Respect the clearance



**ISDE simplified:**  
ALWAYS ON TOP CENTER OF THE NUMBER  
1x on the Front Plate  
1x on each Side Plate  
Width: 37mm  
Respect the clearance




**MOTUL:**  
ALWAYS ON RIGHT SIDE OF THE ISDE LOGO  
1x on the Front Plate  
1x on each Side Plate  
Height: 12mm  
Respect the clearance



**CAMOD:**  
ALWAYS ON CENTER RIGHT OF THE NUMBER  
1x on the Front Plate  
1x on the Side Plate  
Height: 16mm



**NUMBERS:**  
No restrictions as long as you follow the new number system  
Font family: Roboto Condensed Bold  
Height: 100mm



# ISDE Number Plates



**FIM:**  
ALWAYS ON CENTER LEFT OF THE NUMBER  
1x on the Front Plate  
1x on each Side Plate  
Height: 30mm  
Respect the clearance



**ISDE simplified:**  
ALWAYS ON TOP CENTER OF THE NUMBER  
1x on the Front Plate  
1x on each Side Plate  
Width: 37mm  
Respect the clearance



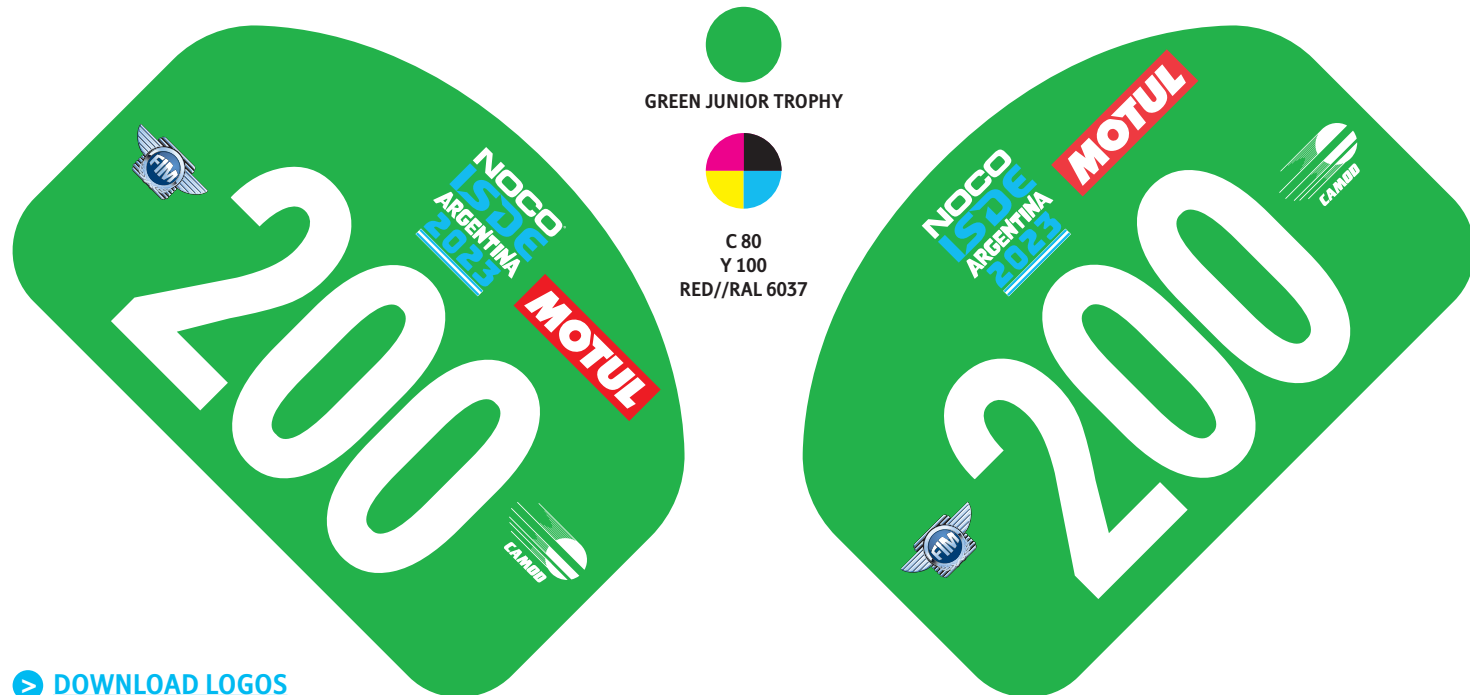
**MOTUL:**  
ALWAYS ON RIGHT SIDE OF THE ISDE LOGO  
1x on the Front Plate  
1x on each Side Plate  
Height: 12mm  
Respect the clearance



**CAMOD:**  
ALWAYS ON CENTER RIGHT OF THE NUMBER  
1x on the Front Plate  
1x on the Side Plate  
Height: 16mm



**NUMBERS:**  
No restrictions as long as you follow the new number system  
Font family: Roboto Condensed Bold  
Height: 100mm



# ISDE Number Plates



**FIM:**  
ALWAYS ON CENTER LEFT OF THE NUMBER  
1x on the Front Plate  
1x on each Side Plate  
Height: 30mm  
Respect the clearance



**ISDE simplified:**  
ALWAYS ON TOP CENTER OF THE NUMBER  
1x on the Front Plate  
1x on each Side Plate  
Width: 37mm  
Respect the clearance




**MOTUL:**  
ALWAYS ON RIGHT SIDE OF THE ISDE LOGO  
1x on the Front Plate  
1x on each Side Plate  
Height: 12mm  
Respect the clearance



**CAMOD:**  
ALWAYS ON CENTER RIGHT OF THE NUMBER  
1x on the Front Plate  
1x on the Side Plate  
Height: 16mm



**NUMBERS:**  
No restrictions as long as you follow the new number system  
Font family: Roboto Condensed Bold  
Height: 100mm





# ISDE Number Plates



**FIM:**  
ALWAYS ON CENTER LEFT OF THE NUMBER  
1x on the Front Plate  
1x on each Side Plate  
Height: 30mm  
Respect the clearance



**ISDE simplified:**  
ALWAYS ON TOP CENTER OF THE NUMBER  
1x on the Front Plate  
1x on each Side Plate  
Width: 37mm  
Respect the clearance



**MOTUL:**  
ALWAYS ON RIGHT SIDE OF THE ISDE LOGO  
1x on the Front Plate  
1x on each Side Plate  
Height: 12mm  
Respect the clearance



**CAMOD:**  
ALWAYS ON CENTER RIGHT OF THE NUMBER  
1x on the Front Plate  
1x on the Side Plate  
Height: 16mm

**200**

**NUMBERS:**  
No restrictions as long as you follow the new number system  
Font family: Roboto Condensed Bold  
Height: 100mm



[DOWNLOAD LOGOS](#)